


FACTSHEET – June 03, 2021

SuperTech MAX Index

DESCRIPTION

The SuperTech MAX index is 100 times the size of the SuperTech index. The SuperTech index represents companies engaged in high-growth technology, media, and manufacturing industries that focus on providing internet-enabled, electronic devices or services to consumers. Each index constituent must be classified as an “Internet Company”, a “Semiconductor Manufacturer”, an “Electric Vehicle Manufacturer”, or a “Consumer Electronics Company” as determined by Prime Indexes, based on the Index Constituent Issuer’s regulatory filings, website content, and other related material. Please visit www.PrimeIndexes.com to learn more.

HISTORICAL PERFORMANCE



FACTSHEET – June 03, 2021

SuperTech MAX Index

CHARACTERISTICS

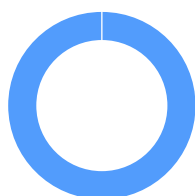
ISIN / WKN	DE000SL0CGQ3 / SL0CGQ	Base Value / Base Date	1000 Points / 07.12.2017
Bloomberg / Reuters	TECHMAX Index / .TECHMAX	Last Price	2942.85
Index Calculator	Solactive AG	Dividends	Not included (Price return)
Index Type	Price Return	Calculation	09:30am to 16:50pm (EST), every 15 seconds
Index Currency	USD	History	Available daily back to 07.12.2017
Index Members	15		

STATISTICS

	30D	90D	180D	360D	YTD	Since Inception
Performance	-0.59%	5.82%	6.33%	54.65%	3.18%	194.29%
Performance (p.a.)	-	-	-	-	-	36.27%
Volatility (p.a.)	24.85%	27.84%	27.21%	30.38%	28.50%	30.60%
High	2990.13	3139.41	3149.50	3149.50	3149.50	3149.50
Low	2787.34	2662.24	2662.24	1873.92	2662.24	946.68
Sharpe Ratio	-0.28	0.92	0.48	1.82	0.26	1.18
Max. Drawdown	-6.20%	-11.21%	-15.47%	-15.47%	-15.47%	-31.06%
VaR 95 \ 99				-55.8% \ -80.0%		-52.1% \ -81.3%
CVaR 95 \ 99				-72.8% \ -103.4%		-76.1% \ -123.5%


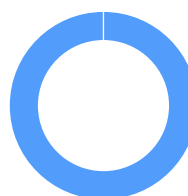
Composition by Currencies

- USD 100.0%



Composition by Countries

- US 100.0%



FACTSHEET – June 03, 2021

SuperTech MAX Index

COMPONENTS AS OF 03-Jun-2021

Company	Ticker	Country	Currency	Index Weight (%)
NVIDIA CORP	NVDA UW Equity	US	USD	10.24%
FACEBOOK INC	FB UW Equity	US	USD	9.45%
ALPHABET INC-CL A	GOOGL UW Equity	US	USD	8.62%
ADOBE INC	ADBE UW Equity	US	USD	8.38%
MICROSOFT CORP	MSFT UW Equity	US	USD	8.09%
PAYPAL HOLDINGS INC.	PYPL UW Equity	US	USD	8.05%
AMAZON.COM INC	AMZN UW Equity	US	USD	7.99%
APPLE INC	AAPL UW Equity	US	USD	7.68%
NETFLIX INC	NFLX UW Equity	US	USD	7.15%
TESLA INC	TSLA UW Equity	US	USD	6.88%
ADVANCED MICRO DEVICES	AMD UW Equity	US	USD	3.64%
SQUARE INC - A	SQ UN Equity	US	USD	3.62%
ZOOM VIDEO COMMUNICATIONS INC	ZM UW Equity	US	USD	3.50%
MICRON TECHNOLOGY INC	MU UW Equity	US	USD	3.46%
AIRBNB CL A ORD	ABNB UW Equity	US	USD	3.26%





FACTSHEET – June 03, 2021

SuperTech MAX Index

For more information, please visit www.PrimeIndexes.com.

This index is administered by Level ETF Ventures LLC ("LEV"). Prime Indexes is a trademark of LEV. Redistribution, reproduction and/or photocopying in whole or in part are prohibited without written permission. This document does not constitute an offer of services in jurisdictions where LEV or its respective affiliates do not have the necessary licenses. All information provided by LEV is impersonal and not tailored to the needs of any person, entity or group of persons. LEV receives compensation in connection with licensing its indexes to third parties. Past performance of an index is not a guarantee of future results.

LEV does not sponsor, endorse, sell, promote or manage any investment fund or other investment vehicle that is offered by third parties and that seeks to provide an investment return based on the performance of any index. These materials have been prepared solely for informational purposes based upon information generally available to the public and from sources believed to be reliable.

THE CONTENT IS PROVIDED ON AN "AS IS" BASIS, LEV DISCLAIMS ANY AND ALL EXPRESS OR IMPLIED WARRANTIES, INCLUDING, BUT NOT LIMITED TO, ANY WARRANTIES OF MERCHANTABILITY OR FITNESS FOR A PARTICULAR PURPOSE OR USE, FREEDOM FROM BUGS, SOFTWARE ERRORS OR DEFECTS, THAT THE CONTENT'S FUNCTIONING WILL BE UNINTERRUPTED OR THAT THE CONTENT WILL OPERATE WITH ANY SOFTWARE OR HARDWARE CONFIGURATION.

Please visit www.PrimeIndexes.com for full disclaimers associated with the index and website.

www.PrimeIndexes.com

